

# WISE INVESTMENT LIMITED - DEFENSIVE


## Pershing



### MONTHLY FACTSHEET

all data as at 31st March 2025

## PORTFOLIO MANAGEMENT



### WILLIAM GEFFEN

Head of Investment  
Management

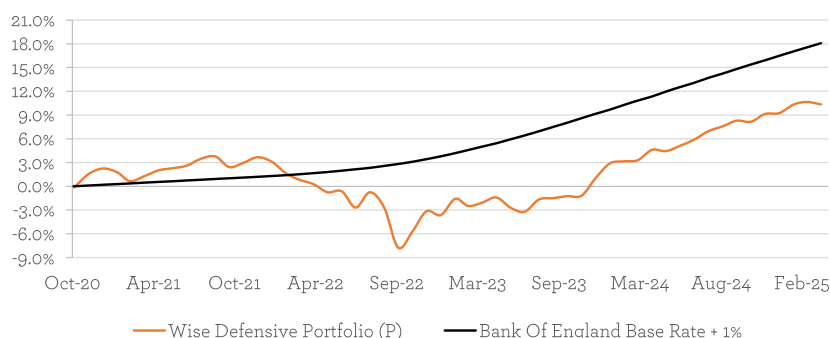
William joined Wise Investment in November 2023 and has 4 years' experience in managing equity funds. His main responsibility is the selection of suitable investments for portfolios and ensuring our investment service meets your requirements.

William successfully passed all three level of the Chartered Financial Analyst (CFA) exams gaining the qualification in 2021.

## PORTFOLIO OBJECTIVES AND STRATEGY

The Wise Defensive Model Portfolio is designed for clients who are looking for a total return in line with Bank of England Base rate + 1% over a 5 to 10 year period with lower volatility than could be expected from full exposure to the stock market. We aim to achieve this by investing in a select and focussed list of funds (unit trusts, investment trusts and OEICs), with diversification across geography, asset class and investment style. These funds invest in real assets, such as company shares (listed both in the UK and overseas), property, fixed interest and cash. The Portfolio is selected with no more than 40% invested in 'medium' risk assets, such as shares and property. The balance of at least 60% is held in assets defined as 'moderate', 'low' or 'minimal' risk, which are mainly comprised of fixed interest (UK government and higher quality company debt) and cash. No exposure will be allocated to higher risk assets. We therefore consider the portfolio to be suitable for those willing to adopt a defensive risk profile.

## PERFORMANCE SINCE LAUNCH (using month-end data)



## Key Portfolio Details

Launch Date	29th October 2020
Holdings	8
Historic Yield <sup>1</sup>	4.6%
Volatility <sup>2</sup>	7.1%
Benchmark	BoE Base Rate + 1.0%
Model OCF <sup>3</sup>	0.3%
Service Charge <sup>4</sup>	1.7%

## CUMULATIVE PERFORMANCE

	1m	3m	6m	1yr	3yr	Launch
Wise Defensive Portfolio (P)	-0.3%	1.0%	1.9%	5.5%	10.1%	10.3%
Bank Of England Base Rate + 1%	0.5%	1.4%	2.8%	6.0%	16.2%	18.1%

## DISCRETE ANNUAL PERFORMANCE

	31/03/2024	31/03/2023	31/03/2022
	31/03/2025	31/03/2024	31/03/2023
Wise Defensive Portfolio (P)	5.5%	6.8%	-2.3%
Bank Of England Base Rate + 1%	6.0%	6.0%	3.3%

## Contact Details

Wise Investments Ltd  
The Great Barn  
Chalford Park Barns  
Chipping Norton  
OX7 5QR  
Switchboard: 01608 695100  
Website: [www.wiseinvestment.co.uk](http://www.wiseinvestment.co.uk)

All data used on this factsheet is supplied by Financial Express. Rounding may result in charts and tables not adding up to 100% in displayed data. Performance is based on total returns on a bid-to-bid basis, net of UK dividend tax credits and is calculated referencing a model portfolio. Actual portfolio statistics may differ because of investment performance, cash movements, transaction costs and the timing of sales and purchases within the portfolio. Quoted performance does not include fees levied by Wise Investments Ltd or any fees from custodial services. Service fees will apply. Past performance is not a reliable indicator of future results. This document should not be construed as an investment recommendation.

1 The Historic Yield is the weighted average yield of the model based on the model's current constituents.

2 The Model OCF calculates the annual charges levied by the underlying fund holdings according to the model portfolio weights.

3 The Service Fee incorporates the model OCF, the standard non-tiered annual fees levied by Wise Investments Limited and custodian fees, of which this is the highest possible fee. Further details of these charges are disclosed to clients investing in the model portfolios.



## MONTHLY COMMENTARY

March was a tough month for investors across the board.

While we have seen some rather dramatic tariff moves already in April, at the time of writing, March did see escalating threats of tariffs from the Trump administration already begin to weigh heavily on global markets, with US businesses set to see a substantial rise in the cost of imported goods, as well as potentially impacted by any reciprocal tariffs. This resulted in a drawdown in global equity market drawdown of around 7% led by the US market, down over 8% in sterling terms.

Europe was down 3%, susceptible to tariff difficulties being a net exporter to the US, similar with Japan down just over 2%, while the UK market was down just 2% being less reliant on US exports and holding a trade deficit. Emerging markets were down a bit shy of 2% with some markets like India being relatively unaffected by tariff escalation, while China and much of south east Asia are very much within the president's crosshairs.

Bonds also suffered in March with long term yields drifting up along with credit spreads widening. UK Gilts and corporate bonds on the whole were down just over 1%, while high yield, which tends to be shorter dated bonds, were less affected by the rise in rates, and were down a bit less than 1%.

Property, being fairly insulated from tariffs and global trade saw a decent month, up around 0.4% for both direct and liquid listed UK property.

The defensive model returned -0.29%, behind the +0.46% return for the benchmark (BoE Base rate +1%). The underperformance was largely due to the small 5% position in global equities delivering a -7% return, however this was heavily mitigated by the much higher allocation to bond funds which were broadly positive and the small holding in property.

We made no changes to the portfolio and maintain a strategy of sticking to shorter dated bonds and securities, preferring to take on modest credit risk where prudent to boost return while looking to avoid the volatility that comes from holding longer dated bonds due to their relatively poor yield.

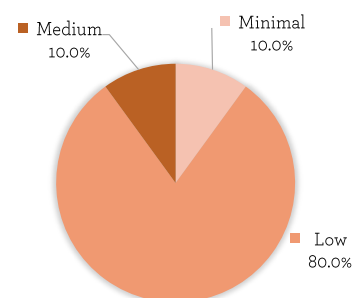
The model is now a bit behind the benchmark on a 1yr rolling basis, with the model returning 5.5% vs the "BoE base rate +1%" returning 6.06%, however it is worth noting that this is still a superior return to cash.

## HOLDINGS

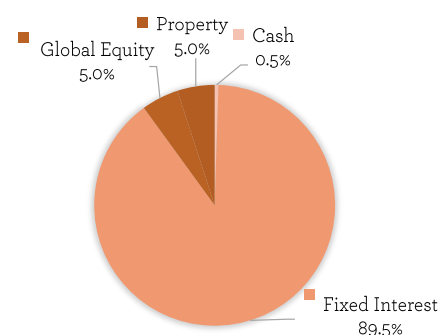
Name	Weight	OCF
Premier Miton UK Money Market	9.5%	0.16%
L&G Short Dated Sterling Corporate Bond	15.0%	0.14%
M&G UK Inflation Linked Corporate Bond	10.0%	0.45%
TwentyFour Monument Bond	15.0%	0.39%
TwentyFour Absolute Return Credit	40.0%	0.35%
CT Property Growth & Income	5.0%	1.07%
Fidelity Index World	5.0%	0.12%
Cash	0.5%	0.00%

## RISK ALLOCATION

For Asset Risk Category definitions see the Wise Investment Risk Appendix, supplied to investors in the model portfolios.



## ASSET ALLOCATION



### IMPORTANT INFORMATION

Portfolio returns from the Wise Investment Model Portfolio Service will be subject to investment market fluctuations and there is no guarantee that the portfolio objectives, including any income targets, will be achieved. Where income is received as dividends, these will be automatically reinvested in the Model Portfolio, which may result in the Model Portfolio returns being higher than what a client portfolio can actually achieve. The performance will be reduced by the withdrawal of income and the impact of the ongoing charges and portfolio transaction costs. The charges can vary. Prices of funds and the income from them may fall as well as rise and investors may not get back the amount originally invested. Consequently, an investment into this portfolio should be considered for a 5 to 10 year period. The funds may invest in higher-yielding or non-investment grade bonds. The funds may hold investments denominated in currencies other than sterling. Changes in exchange rates will cause the value of these investments and the income from them to rise or fall. The funds can use derivatives for investment purposes. These instruments can be more volatile than investment in equities or bonds. Every effort is taken to ensure the accuracy of the data used in this document, but no warranties are given. Wise Investment has expressed its own views and these may change. The data contained in this document has been sourced by Wise Investment and should be independently verified before further publication or use. Wise Investment is a trading brand of Wise Investments Ltd. Wise Investments Ltd is authorised and regulated by the Financial Conduct Authority. Ref no. 230553.

